

LOOKING FOR MAXIMAL EFFICIENCY?

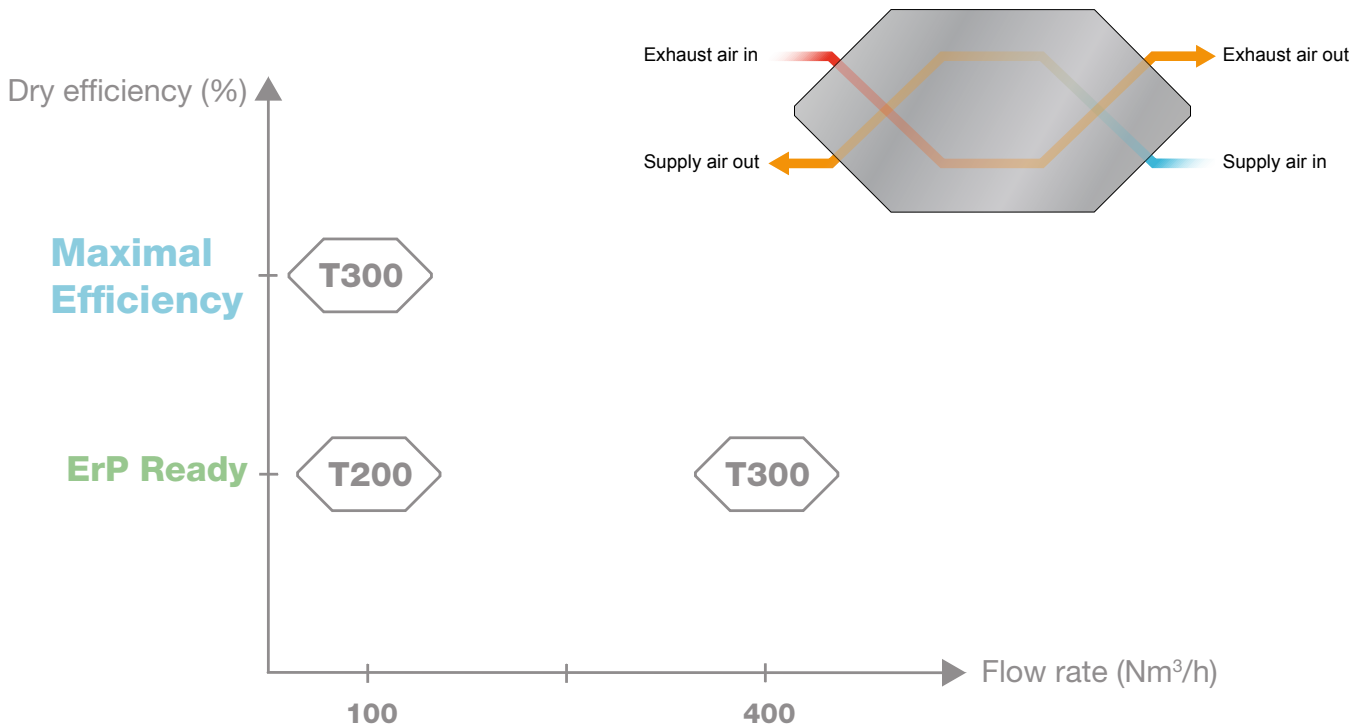
HEATEX TWIN CROSS FLOW HEAT EXCHANGER SOLUTIONS

THE COMPACT SOLUTION

Model T is based on the same plate design as our Model H cross flow exchanger. It combines the increased efficiency of a two-step arrangement, with the benefits of a compact casing. Efficiencies between 80% - 90% are typical.

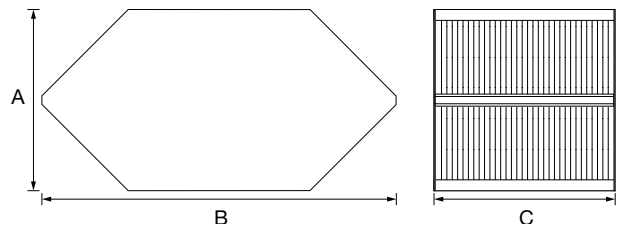
- 3 to 5 different plate spacings available, depending on size
- Ready to install
- Epoxy coated aluminum for increased corrosion resistance

ErP Ready



Calculate performance with
HEATEX SELECT

MODEL T RANGE



MODEL	MEASURE (MM)			PLATE DISTANCE (MM)
	A	B	C	
200	266	528	100-600	2.1 / 2.4 / 2.7
300	408	812	100-600	1.8 / 2.2 / 3.0 / 4.0 / 5.0

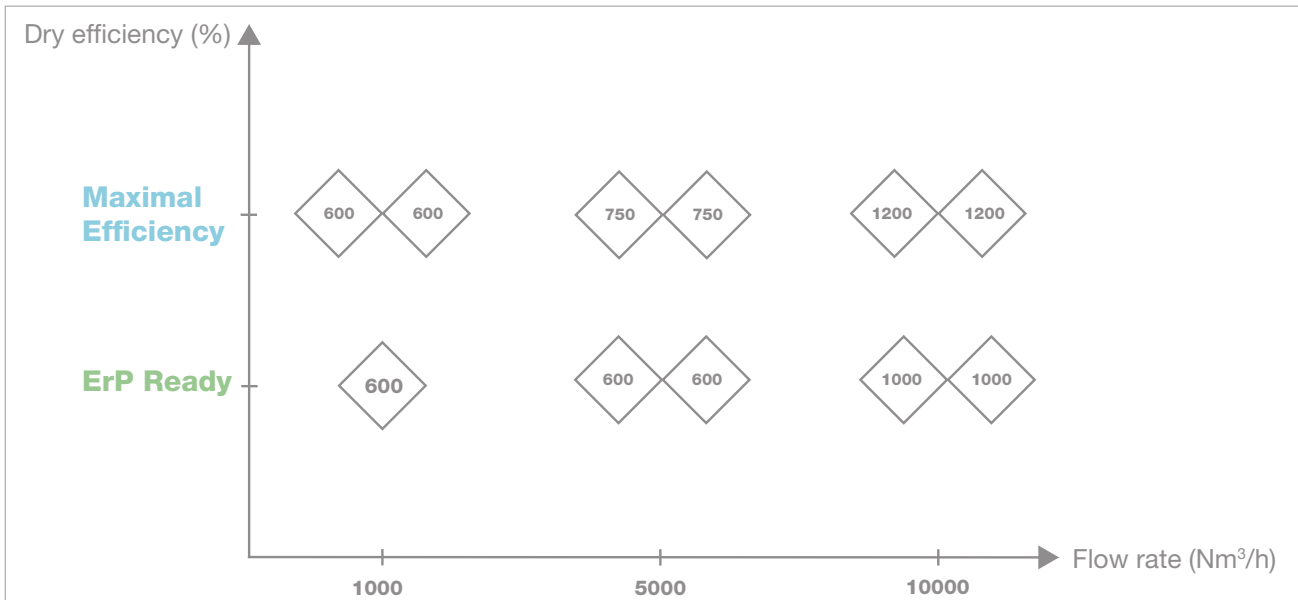
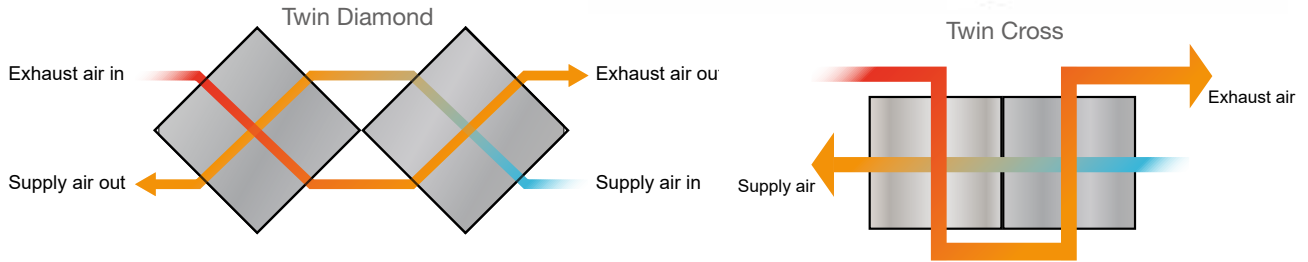
*Exceptions may occur.

THE MAX. EFFICIENCY SOLUTION

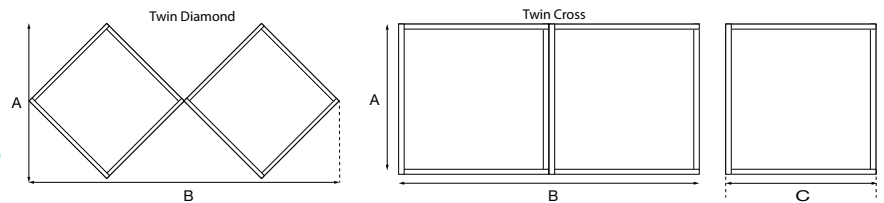
Model H2 combines low-weight with high differential pressure resistance and is able to reach typical dry temperature efficiencies above 80%.

- 6 to 8 different plate spacings available, depending on size
- Diamond setup enable condensate to trickle out
- Simple bypass configuration
- Less risk of freezing
- Epoxy coated aluminum to increase corrosion resistance
- Two different airflow configurations are possible

ErP Ready



Calculate "two steps" with **HEATEX SELECT**



H2 PLATE SIZE	A TWIN DIAMOND	B TWIN DIAMOND	A TWIN CROSS	B TWIN CROSS	C	PLATE DISTANCE (MM)
600	849	1698	600	1200	250 - 1200	1.9 / 2.0 / 2.2 / 2.5 / 3.0 / 4.0 / 5.0 / 6.0
700	990	1980	700	1400	300 - 1200	2.0 / 2.5 / 3.0 / 4.0 / 5.0 / 6.0
750	1061	2122	750	1500	300 - 1200	2.0 / 2.1 / 2.5 / 3.0 / 4.0 / 5.0 / 6.0
850	1202	2404	850	1700	300 - 1200	2.0 / 2.1 / 2.2 / 2.5 / 3.0 / 4.0 / 5.0 / 6.0
1000	1414	2828	1000	2000	300 - 1200	2.0 / 2.5 / 2.7 / 3.0 / 4.0 / 5.0 / 6.0

Owing to continued product development Heatex AB reserves the right to introduce alterations without prior notice.